

Crestron RL[®] 2 Group Collaboration System for Skype[®] for Business, Integrator Kit

- > A full-featured, simple to use group collaboration solution based on Skype[®] for Business
- > Provides the essential components required to add Crestron RL[®] 2 to any new or existing conference room or huddle room system
- > Includes the Crestron RL 2 system codec and 10" tabletop touch screen console
- > Enables interactive collaboration from anywhere using any device
- > Easy to integrate with extensive connectivity and no programming required
- > Low cost of ownership — no MCUs or gateways needed
- > Supports systems with one or two large screen touch displays
- > Tabletop touch screen console affords easy, intuitive operation
- > Allows customizable control of room lighting, shades, AV, and other equipment^[4]
- > Provides auto-switching HDMI[®], VGA, and DM 8G+[®] content source inputs
- > Supports audio as well as video from content sources
- > Allows input expansion using DigitalMedia[™] transmitters and switchers^[2]
- > Integrates seamlessly with Crestron Avia[™] Digital Signal Processors
- > Integrates with Crestron Fusion[®] Cloud to support enterprise-wide room monitoring^[5]
- > Includes codec mounting brackets for under-table and rack mount installations



Crestron RL[®] 2 is an advanced group collaboration solution for conference rooms and huddle spaces that combines Crestron[®] hardware with Skype[®] for Business software. Skype for Business (formerly Microsoft[®] Lync[®]) offers an enterprise-ready unified communications platform capable of delivering presence, instant messaging, voice, and video across the network or Internet using computers and mobile devices. Crestron RL 2 extends the Skype for Business experience to the conference room so groups can communicate and collaborate in real time from multiple locations. Crestron RL 2 combines the intuitive room control solutions of Crestron with the unified communication and collaboration features of Skype for Business.

Easy to Use

With one touch of the touch screen, anyone can walk into a conference room and instantly start a collaboration session. Crestron RL 2 lets you share your desktop with local and remote participants, view and annotate over a PowerPoint[®] presentation, and use the room's large screen touch display as an interactive whiteboard to sketch out ideas — all in real time. Remote participants can join from their personal computers, mobile devices, and other Crestron RL 2 systems. Crestron RL 2 lets everyone share their ideas and documents collaboratively — anytime, anywhere, with any device.

Easy to Integrate

The Crestron RL 2 Integrator Kit (CCS-UC-200 KIT) is a basic package consisting of the essential Crestron RL 2 system components. Included are the **Crestron RL 2 system codec** and **10.1" tabletop touch screen console**. Mounting kits are also included to allow the codec to be installed under a table or in a 19" equipment rack. With these components, integrators can easily add Crestron RL 2 to an existing conference room system or design and build a complete collaborative meeting space from the ground up.

Crestron RL 2 supports system configurations with one or two touch displays at the front of the room, plus a camera, sound system, and one or more microphones. A variety of Crestron and Crestron-approved third-party accessories is offered to address a wide range of applications and room types.

With Crestron RL 2, system design is easy and no programming is required. Everything works right out of the box with minimal setup. The codec connects over the corporate LAN, so there are no additional infrastructure expenses such as MCUs or gateways. And, if the organization already uses Skype for Business, there are no additional licenses or fees required.

NOTE: See also the [CCS-UC-200-HUD](#) and [CCS-UC-200-WMT](#) for a selection of complete, turnkey Crestron RL 2 system packages.

Enhanced Connectivity, Integration, and Control

Crestron RL 2 included a number of features not found in other Skype for Business based systems, affording several powerful ways to use and customize your system:

- **Single or Dual Display** — Rooms of all types and sizes are supported, allowing the use of one or two high-definition HDMI[®] or DVI displays. USB HID touch overlay support enables annotation and other interactive presentation capabilities right on the main display(s) at the front of the room.
- **Tabletop Touch Screen Console** — The included 10" touch screen console provides an intuitive user interface for managing group collaboration sessions. It's so simple to use, anyone can instantly start a session with just one touch. The touch screen console can also be custom programmed to control room lighting, shades, climate, and AV equipment (see *Control System Integration* below).

CCS-UC-200 Crestron RL[®] 2 Group Collaboration System, Integrator Kit

- **USB 2.0 or 3.0 Camera** — Crestron RL 2 supports a single high-definition USB camera to provide remote participants with a view of the room. A selection of Crestron and Crestron-approved third-party camera options is available.
- **Microphone Options** — Crestron RL 2 allows for the connection of a single USB microphone, or up to two analog microphones. Microphone input capability can be expanded using a simple mic mixer or an advanced Crestron **Avia™** Digital Signal Processor. A full assortment of Crestron and Crestron-approved third-party microphone accessories is available.^[1]
- **Auto-Switching “Content” Inputs** — The HDMI, VGA, and **DM 8G+[®]** inputs allow versatile connectivity for computers and other content source devices. Automatic switching between sources simplifies operation.
- **DigitalMedia™ System Integration** — The DM 8G+ input facilitates input expansion and signal extension using any Crestron DM 8G+ transmitter or switcher. An assortment of under-table or in-wall transmitters and switchers is offered to provide input connectivity for content sources wherever it's needed. DM 8G+ also allows for connection to a centralized DM[®] switcher, enabling access to shared media sources and cameras anywhere in the building.^[2]
- **Content Audio Support** — In addition to video, Crestron RL 2 accepts audio input signals via its HDMI, analog audio, and DM 8G+ inputs. Or, when integrated with an Avia Digital Signal Processor (DSP), all content audio signals can be routed through the DSP along with microphone signals.
- **Audio Output** — The stereo analog output allows Crestron RL 2 to be connected to the room's sound system or a sound bar. Alternately, audio may be routed via USB to an Avia DSP.^[3]
- **Control System Integration** — Complete control over room lighting, shades, AV, and other equipment can be enabled right on the tabletop touch screen console through integration with a Crestron control system.^[4]
- **Enterprise Monitoring** — Crestron RL 2 has the ability to communicate directly with the **Crestron Fusion[®] Cloud** Enterprise Management Service, allowing it to be monitored from a centralized help desk alongside every other conference room across the enterprise. Room scheduling and other advanced capabilities can be enabled through integration with a control system.^[4,5]

Crestron[®] Accessories

The following Crestron products are just some of the many options available for use with the Crestron RL 2 system:

- **CCS-TS-6500-WMK** Wall Mount Kit
- **CCS-TS-6500-MCK** Mobile Cart for CCS-TS-6500-WMK
- **CCS-UC-200-WSTND ONLY** Wall Stand
- **SAROS SB-200-P** Saros[®] Sound Bar 200
- **CCS-CAM-USB-F-100-SHROUD** HD Camera for Crestron RL 2
- **HD-CONV-USB-100** HD to USB Video Converter
- **CCS-MIC-USB-100** Table Microphone for Crestron RL 2

- **MMX-6-USB** 6-Channel USB Microphone Mixer
- **DSP-1282** Avia™ Digital Signal Processor w/USB Audio, AEC, & Audio Conferencing Interface
- **DSP-1283** Avia Digital Signal Processor w/Dante™, USB Audio, AEC, & Audio Conferencing Interface
- **DM-TX-4K-100-C-1G** Wall Plate 4K DigitalMedia 8G+[®] Transmitter 100
- **DM-TX-200-C-2G** Wall Plate DigitalMedia 8G+ Transmitter 200
- **DM-TX-4K-202-C** 4K DigitalMedia 8G+ Transmitter 202
- **DM-TX-4K-302-C** 4K DigitalMedia 8G+ Transmitter 302
- **DM-TX-201-C** DigitalMedia 8G+ Transmitter 201
- **DM-TX-401-C** DigitalMedia 8G+ Transmitter 401
- **DMPS3-4K-100-C** 3-Series[®] 4K DigitalMedia Presentation System 100
- **DMPS3-4K-150-C** 3-Series 4K DigitalMedia Presentation System 150
- **TSD-2020** 20” HD Touch Screen Display
- **USB-EXT-DM** USB over Ethernet Extender with Routing

Third-Party Accessories

The following third-party manufacturers offer accessories that have been tested and approved by Crestron for use with Crestron RL 2:

- **ClearOne[®]** – CHAT[®] 170 Group Speakerphone
- **LG[®]** – 43SE3B & KT-T430 43” IPS Display w/Touch Overlay
- **Logitech[®]** – ConferenceCam CC3000e, PTZ Pro Camera
- **NEC[®]** – V423-TM & V652-TM Touch Integrated 42” and 65” Large Screen Displays
- **NEC** – E705 & OL-E705 70” Display w/10 Point Infrared Touch Overlay
- **Panasonic[®]** – AW-HE2 HD Integrated Camera
- **Polycom[®]** – CX5100 & CX5500 Unified Conference Stations
- **Samsung[®]** – DM-D Series 55”, 65”, and 75” Displays w/Touch Overlay
- **Samsung** – ED-D Series 55” and 75” Displays w/Touch Overlay
- **Samsung** – DM-E Series 75” E-Board Display for Business
- **Sharp[®]** – AQUOS BOARD[®] 60”, 70”, and 80” Interactive Display Systems
- **Sharp** – PN-K322B 32” Touchscreen Monitor
- **Sharp** – PN-60TW3 & PN-70TW3 60” and 70” Touchscreen Monitors
- **Sharp** – PN-80TC3 80” Touchscreen Monitor
- **Shure[®]** – Microflex[®] MX390 Series Boundary Microphones
- **Vaddio™** – ClearVIEW HD-USB Camera, RoboSHOT™ 12 HD PTZ Camera, AV Bridge

NOTE: Crestron authorized integrators, please see Crestron True Blue Online Help Answer ID: 5532 for additional information about these and other third-party accessories.

CCS-UC-200 Crestron RL® 2 Group Collaboration System, Integrator Kit

SPECIFICATIONS

Included Components

NOTE: For additional specifications and other details, please refer to the individual spec sheet for each component.

Package Model: CCS-UC-200 KIT Integrator Kit

Contents: (1) CCS-UC-CODEC-200 Crestron RL 2 System Codec;
(1) TS-1051-C-B-S 10.1" Tabletop Touch Screen Console;
(1) CCS-BRKT-200-UTK Under-Table Mounting Kit;
(1) CCS-BRKT-200-RMK Rack Mount Kit

System Connections

Content AV Inputs: (1 each) HDMI, VGA, unbalanced stereo analog audio, and DM 8G+

Analog Microphones: (2) Balanced microphone audio inputs; Internally summed to mono^[1];
Supplies 48 Volts DC phantom power

Touch Display Video Outputs: (2) HDMI (DVI compatible)

Tabletop Touch Screen Console: (1) DM 8G+ with PoDM;
25 ft (7.6 m) cable included^[6]

Sound System: (1) Unbalanced stereo analog line-level audio^[3]

USB: (2) USB 3.0 and (6) USB 2.0 host ports for camera; touch display(s); microphone, mic mixer, or audio DSP; and mouse/keyboard^[1,3,7,8]

LAN: (1) 10Base-T/100Base-TX/1000Base-T Ethernet

Power: 2 Amps (maximum) @ 100-240 Volts AC, 50/60 Hz;
External power pack, model PW-12125DU, included

Reset: (1) Contact closure sensing input for hardware reset

Ground: (1) Ground lug

MODELS & ACCESSORIES

Available Models

CCS-UC-200 KIT: Crestron RL® 2 Group Collaboration System for Skype® for Business, Integrator Kit

Included Accessories

CCS-UC-CODEC-200: Crestron RL® 2 System Codec (Qty. 1 included)

TS-1051-C-B-S: 10.1" Tabletop Touch Screen Console for Crestron RL® 2, Black Smooth (Qty. 1 included)

CCS-BRKT-200-RMK: Rack Mount Kit for CCS-UC-CODEC-200 (Qty. 1 included)

CCS-BRKT-200-UTK: Under-Table Mounting Kit for CCS-UC-CODEC-200 (Qty. 1 included)

Available Accessories

CCS-TS-6500-WMK: Wall Mount Kit for Crestron RL® 2

CCS-TS-6500-MCK: Mobile Cart for CCS-TS-6500-WMK

CCS-UC-200-WSTND-ONLY: Wall Stand for Crestron RL® 2

SAROS SB-200-P: Saros® Sound Bar 200, Powered

CCS-CAM-USB-F-100-SHROUD: HD Camera for Crestron RL® 2

HD-CONV-USB-100: HD to USB Video Converter

CCS-MIC-USB-100: Table Microphone for Crestron RL® 2

MMX-6-USB: 6-Channel USB Microphone Mixer

DSP-1282: Avia™ 12x8 Digital Signal Processor w/USB Audio, AEC, & Audio Conferencing Interface

DSP-1283: Avia™ 12x8 Digital Signal Processor w/Dante™, USB Audio, AEC, & Audio Conferencing Interface

DM-TX-4K-100-C-1G: Wall Plate 4K DigitalMedia 8G+® Transmitter 100

DM-TX-200-C-2G: Wall Plate DigitalMedia 8G+® Transmitter 200

DM-TX-4K-202-C: 4K DigitalMedia 8G+® Transmitter 202

DM-TX-4K-302-C: 4K DigitalMedia 8G+® Transmitter 302

DM-TX-201-C: DigitalMedia 8G+® Transmitter 201

DM-TX-401-C: DigitalMedia 8G+® Transmitter 401

DMPS3-4K-100-C: 3-Series® 4K DigitalMedia™ Presentation System 100

DMPS3-4K-150-C: 3-Series® 4K DigitalMedia™ Presentation System 150

DM-CBL-8G-NP: DigitalMedia 8G™ Cable, non-plenum

DM-CBL-8G-P: DigitalMedia 8G™ Cable, plenum

DM-8G-CONN: Connector for DM-CBL-8G DigitalMedia 8G™ Cable

DM-8G-CRIMP: Crimping Tool for DM-8G-CONN

DM-8G-CONN-WG: Connector with Wire Guide for DM-CBL-8G DigitalMedia 8G™ Cable

DM-8G-CRIMP-WG: Crimping Tool for DM-8G-CONN-WG

TSD-2020: 20" HD Touch Screen Display

USB-EXT-DM: USB over Ethernet Extender with Routing

Notes:

1. The USB and analog microphone inputs are mutually exclusive.
2. DigitalMedia transmitters, switchers, cables, and related accessories sold separately.
3. The USB and analog audio outputs are mutually exclusive.
4. Crestron control system and custom programming sold separately.
5. Crestron Fusion Cloud sold separately.
6. If necessary, the touch screen console cable may be extended to up to 200 ft (61 m) using Crestron **DM-CBL-8G** cable.
7. USB 1.0 and 2.0 signals may be extended using Crestron **USB-EXT-DM** USB extenders. A separate USB extender, consisting of (1) host module and (1) device module, is required for each device (except for touch displays, which may share a single USB extender). USB signal extension may be via Ethernet or a dedicated CAT5e (or better) cable. All extra cables, connectors, and USB extenders are sold separately.
8. USB mouse and keyboard not included; required for setup only.

This product may be purchased from an authorized Crestron dealer. To find a dealer, please contact the Crestron sales representative for your area. A list of sales representatives is available online at www.crestron.com/salesreps or by calling 800-237-2041.

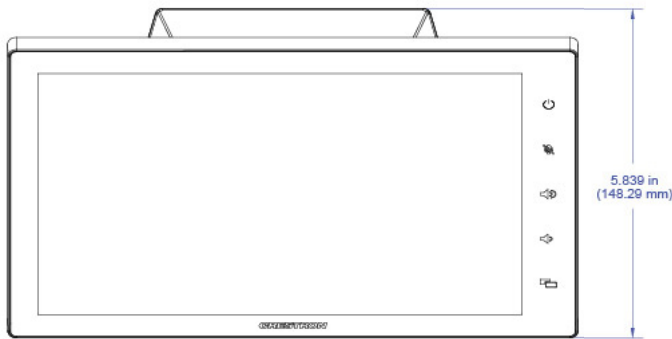
The specific patents that cover Crestron products are listed online at: patents.crestron.com.

Certain Crestron products contain open source software. For specific information, please visit www.crestron.com/opensource.

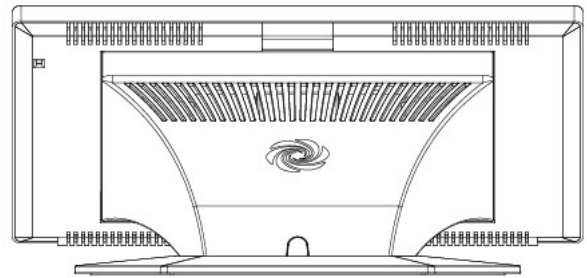
CCS-UC-200 Crestron RL[®] 2 Group Collaboration System, Integrator Kit

Crestron, the Crestron logo, 3-Series, Avia, Crestron Fusion, Crestron RL, DigitalMedia, DigitalMedia 8G, DigitalMedia 8G+, DM, DM 8G+, and Saros are either trademarks or registered trademarks of Crestron Electronics, Inc. in the United States and/or other countries. Dante is either a trademark or registered trademark of Audinate Pty Ltd. in the United States and/or other countries. ClearOne and CHAT are either trademarks or registered trademarks of ClearOne, Inc. in the United States and/or other countries. HDMI and the HDMI Logo are either trademarks or registered trademarks of HDMI Licensing LLC in the United States and/or other countries. LG is either a trademark or registered trademark of LG Corp. in the United States and/or other countries. Logitech is either a trademark or registered trademark of Logitech, Inc. in the United States and/or other countries. Microsoft, Lync, PowerPoint, and Skype are either trademarks or registered trademarks of Microsoft Corporation in the United States and/or other countries. NEC is either a trademark or registered trademark of NEC Corporation in the United States and/or other countries. Vaddio and RoboSHOT are either trademarks or registered trademarks of New Vad, LLC DBA

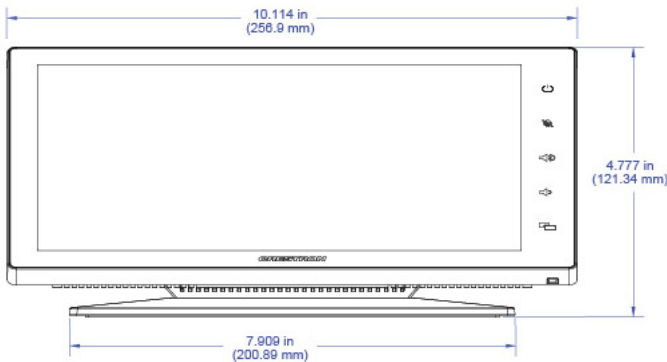
Vaddio in the United States and/or other countries. Panasonic is either a trademark or registered trademark of Panasonic Corporation in the United States and/or other countries. Polycom is either a trademark or registered trademark of Polycom, Inc. in the United States and/or other countries. Samsung is either a trademark or registered trademark of Samsung Electronics Co., Ltd. in the United States and/or other countries. Sharp and AQUOS BOARD are either trademarks or registered trademarks of Sharp Corporation in the United States and/or other countries. Shure and Microflex are either trademarks or registered trademarks of Shure Incorporated in the United States and/or other countries. Other trademarks, registered trademarks, and trade names may be used in this document to refer to either the entities claiming the marks and names or their products. Crestron disclaims any proprietary interest in the marks and names of others. Crestron is not responsible for errors in typography or photography. Specifications are subject to change without notice. ©2016 Crestron Electronics, Inc.



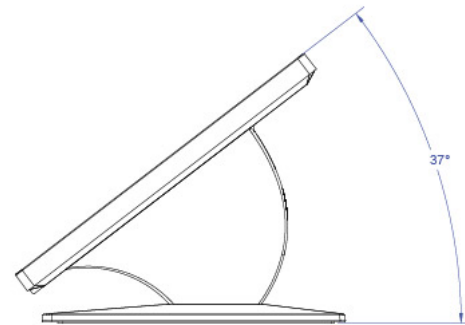
Touch Screen Console – Top View



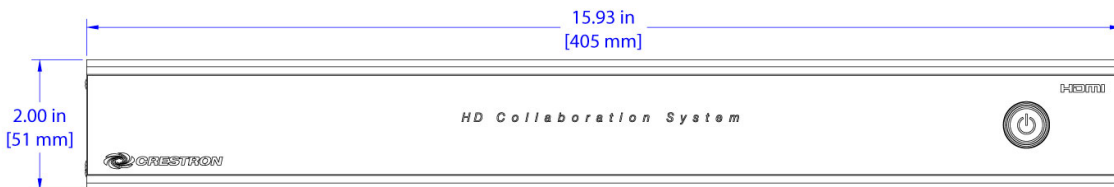
Touch Screen Console – Rear View



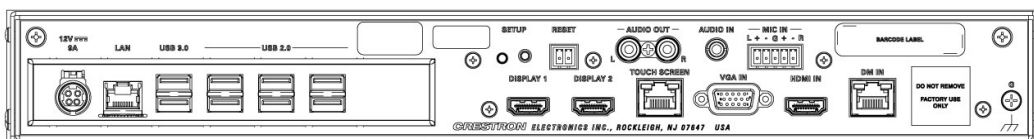
Touch Screen Console – Front View



Touch Screen Console – Side View



Codec – Front View



Codec – Rear View